



## 4K HDMI Switch / Splitter 2x4

Item ref: 128.835UK

User Manual

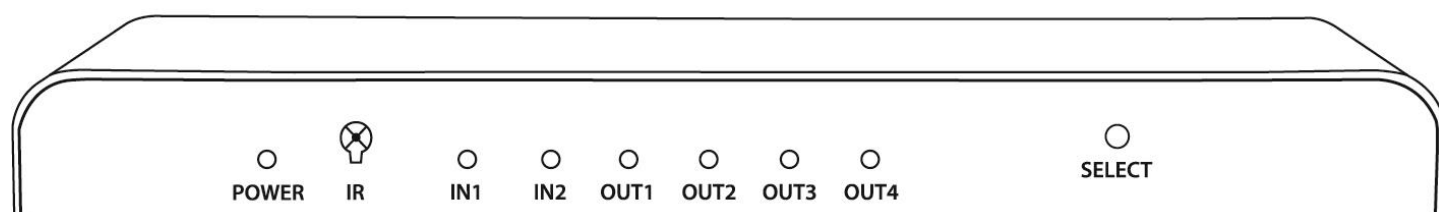
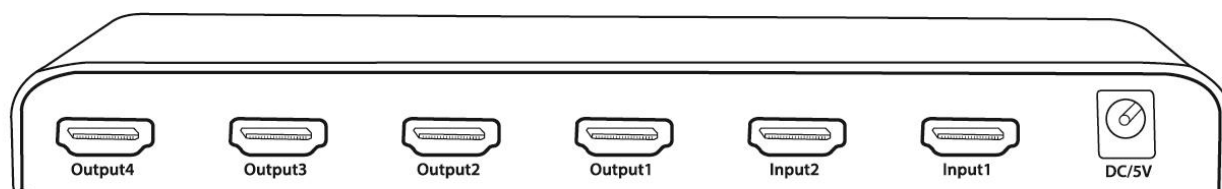
A 4K HDMI splitter to switch between 2 source devices, with up to 4 display outputs. Use with HDMI cables of a combined 20m per output for HD resolution, or a combined 10m per output for 4K resolution, without signal loss. SPDIF and 3.5mm jack outputs allow the audio signal of the selected source device to simultaneously be channeled through a separate sound system; ideal for hospitality and entertainment venues. Supplied with IR remote to switch between sources.

- Simple connection and installation
- Gold plated HDMI connectors for optimum signal transfer
- Supports HDMI v2.0a resolutions up to 3840 x 2160 @ 60Hz
- Supports DTS-HD, Dolby True, DTS, Dolby-AC3 and DSD audio formats
- Digital SPDIF and analogue 3.5mm jack audio outputs
- Ideal for entertainment, hospitality and other commercial venues requiring multiple display feeds from a single HDMI source
- IR Remote and UK power adaptor supplied

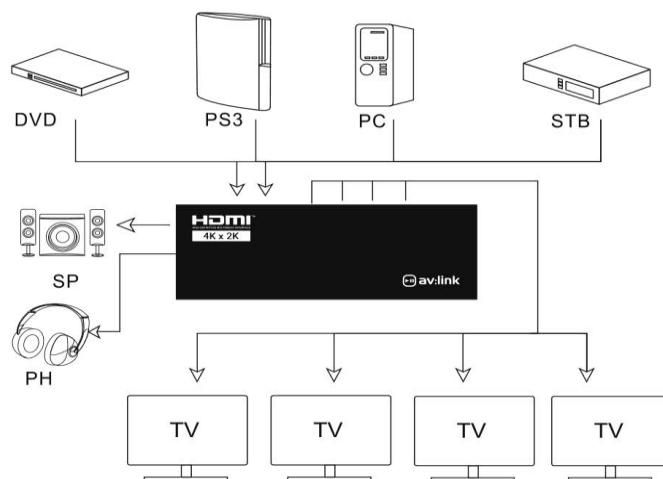
### Technical Specifications and Features

HDMI Version	2.0a
Video Resolution	Up to 3840 x 2160 @ 60Hz
Display Colours	8/10/12bit deep colour
Audio Format	DTS-HD, Dolby True, DTS, Dolby-AC3 and DSD
Max. Bandwidth	600 MHz
Max. Baud Rate	6Gbps
Transmission Distance	20m max HD or 10m max 4K (20m input/output @ 1080p and 10m input/output @ 4K)
Max. Working Current	500mA
Dimensions	200 x 70 x 25mm
Weight	305g

### Back/Front View



## Connection Instructions



- Connect the outputs of the source devices to the inputs of the splitter. Use HDMI cables of up to 10m per device for HD signal or 5m per device for 4K signal. (NB: to maintain 4K resolution, always use 4K certified cables)
- Connect the outputs of the splitter to the inputs of the display devices. Use HDMI cables of up to 10m per output for HD signal or 5m per output for 4K signal. (NB: to maintain 4K resolution, always use 4K certified cables).
- Connect the 5V power adaptor (supplied) to the splitter; plug into a mains outlet and power on.
- Green LEDs on front of the splitter will illuminate when the source and display devices are connected and switched on.
- Use the 'select' button on the front of the splitter or the IR remote control (supplied) to switch between source devices.
- To channel audio from the source devices to a separate sound system or amplifier, use either the digital SPDIF or analogue 3.5mm jack on the side of the unit (additional cables required, not supplied).

## In The Box

1. HDMI Switch / Splitter 2x4
2. IR Remote Control
3. 5V DC Power Adaptor
4. User Manual

## Warning

- For reasons of electrical safety, this device must never be immersed in water, exposed to damp conditions or excessive force.
- Do not use this device if you find that it is damaged in any way.
- Only use the power supply provided by the manufacturer.
- When not in use for long periods, disconnect the power supply from the mains.
- Do not attempt to repair this device or take apart under any circumstances, as this will invalidate your warranty.



This product is classed as Electrical or Electronic equipment and should not be disposed with other household or commercial waste at the end of its useful life. The goods must be disposed of according to your local council guidelines.